




<hr style="border: 1px solid red;"/>
--------------------------------------

--

--

Note: This schedule does not apply to Summer Term or Semester Break.  
 CSUEB Shuttle will not run when the University is closed.  
 Traffic/weather conditions may impact shuttle times. Schedule is subject to change.  
 If the shuttle does not arrive 15 minutes after the times listed above, contact  
 Parking & Alternative Transportation at (510) 885-3790 (During normal business hours M-F 8:00am-5:00pm)

